



GLASS WALL SYSTEMS

Movable Glass Walls

02:52:17 PM RTRS - BRIEF-
02:49:22 PM RTRS - REFLE-Apache Offshore
02:48:28 PM RTRS - BRIEF-Apache Offshore
02:46:58 PM RTRS - BRIEF-Apache Offshore
02:46:25 PM RTRS - VENEZUELAN AUTHORITIES HAVE
To Withdraw As Managing Partner
02:44:06 PM RTRS - VENEZUELAN AUTHORITIES HAVE
COUNTRY: INFORMATION MINISTER
02:40:39 PM RTRS - RPT-VENEZUELA'S MAIN HYDROELECTRIC DAM HAS BEEN VICTIM OF
INFORMATION MINISTER
02:40:13 PM RTRS - VENEZUELA'S MAIN HYDROELECTRIC DAM HAS BEEN VICTIM OF
02:33:28 PM RTRS - BRIEF-Dominion Energy CEO Thomas Farrell II's FY 2018 Total Compensation
Million

EXIT





TRANSITION IS CLEAR WITH MODERNFOLD GWS MOVABLE GLASS WALLS

Create an open floor plan and provide natural light with a Modernfold Glass Wall System. Architects and interior designers can include the elegance and confidence of glass in their corporate, retail, and entertainment projects. Standard systems come with clear glass. For custom specifications, you can choose from a variety of options. For your next project, explore the possibilities of clear space division with Modernfold Glass Wall Systems.

- Standard movable Glass Wall System comes with clear glass
- Standard glass options include frosted, low-iron, and markerboard glass
- Custom glass solutions are available
- Maximum height is 144 inches (3658 mm)
- Maximum panel width is 48 inches (1219 mm)
- Maximum panel weight is 330 pounds (150 kg)



COMFORTDRIVE®

AUTOMATED SELF-DRIVING PANEL SYSTEM

Convenience and automation are two highly desired features of movable walls. The ability to simply press a button that automatically divides your space into a variety of preprogrammed layouts correctly and efficiently every time is what users desire in today's hectic world.

The ComfortDrive® Automated Self-Driving Panel System from Modernfold does just that – providing outstanding convenience and flexible space utilization

with the beauty and daylighting benefits of Acousti-Clear® or Compactline® glass panels.

With ComfortDrive®, glass panels can be moved to a variety of individually preprogrammed positions under fully automatic control. The control interface takes the form of a user-friendly touchpad that can be programmed to maximize your space in a variety of applications.

-
- Fully automatic operation at the push of a button
 - Easy operation with user-friendly touchpad
 - High level of safety ensured by an integrated monitoring system that stops and reverses the panel on contact with an obstacle
 - Segmented and curved track layouts also possible with Compactline® panels
 - Up to 30 panels per partition system
 - UL® 325 safety-tested and certified



PUREVIEW® GLASS WALL SYSTEMS

The PureView® Glass Wall System family features a winning combination of high-quality glass partitions paired with easy and convenient operability in a variety of configurations to fit any space division need.

Featuring both PureView® and PureView® Plus product options, PureView® provides highly desired daylighting capabilities and space flexibility. PureView® offers multiple layout options, clear, uninterrupted sightlines, and security through foot-operated interconnecting floor bolts. PureView® Plus combines these highly desired features with a convertible panel pass door, which provides egress in various layout combinations. Both PureView® and PureView® Plus offer various levels of acoustical control, allowing for the desired look and daylighting of glass with the privacy needs of your space.

PureView® and PureView® Plus are available in a variety of configurations including single panel, paired panel, and continuously hinged panel, which encompasses PureView® FSW-C and PureView® FSW-G.

Designed with attention to every detail, PureView® can be safely and quickly operated, while providing space management flexibility with the modern glass wall aesthetic. The high-quality manufacturing standard of PureView® results in a robust and durable solution that promotes safe and reliable operation. The partition is easy to operate and aligned to the requirements of everyday usage.



PUREVIEW®

- Acoustical control up to **37 STC** on single panel configurations
- Double vinyl top & bottom seals
- Foot-operated end panel interconnecting floor bolts for security & convenience
- Variety of glass and rail finish options
- Available in Single Panel, Paired Panel, FSW-C, and FSW-G configurations
- 10" Bottom Rail option

PUREVIEW® PLUS

- Acoustical control up to **37 STC** on single panel configurations
- Convertible pass door panel for variable egress
- Concealed pass door closer
- Variety of door pull options
- Double vinyl top & bottom seals
- Foot-operated face & end panel interconnecting floor bolts for security & convenience
- Variety of glass and rail finish options
- Available in Single Panel, Paired Panel, FSW-C, and FSW-G configurations
- 10" Bottom Rail option

PUREVIEW® CONFIGURATIONS

SINGLE PANEL


PureView® single panels provide quick and efficient operation for a wide variety of layout options. Moving on dual preprogrammed carriers incorporated into Modernfold Smart Track™ technology allows for easy operation in straight-line or remote storage locations.

PureView® single panels also provide highly desired acoustical control with the fully framed option. PureView® single panels offer acoustical values of **15, 33, 35, and 37 STC** to allow for the benefits of daylighting, while also creating the highly desired acoustical control.

PAIRED PANEL

PureView® Paired Panels are ideal for straight-line openings that require both space division and daylighting. Panels are hinged together in sets of two, which allow for a quick and efficient set-up when flexible space division is needed. Users will enjoy the ease of operation paired with the continuous, transparent appearance of glass in their space.









PUREVIEW® GLASS WALL SYSTEM

FOLDING SLIDING WALLS

Modernfold Folding Sliding Walls (FSW) are ideal for a straight-line system configuration. Because the panels of an FSW system are visually compatible with the PureView® panels, both system types can use the same track and rail construction and can be effectively combined within a single frontage. Consequently, an FSW system can also be complemented by adding a free-standing PureView® double-action end panel to allow for egress.

Whether for an airport, retail storefront, or a dividing wall for an office conference area, PureView® Folding Sliding Wall Systems (FSW-C / FSW-G) are ideal for any application that requires total vision. Glass walls transcend the limitations of fixed solid walls, multiply your options for designing space, and allow daylight to shine through to interior spaces. FSW sliding walls are available in a range of customizable systems to meet your design requirements.





FSW-C

- Frameless folding center pivoting sliding wall system ideal for straight-line openings
- Fixed lead panel for egress
- Continuously hinged for quick and efficient set-up
- Continuous, transparent surface without any vertical trim
- No floor track
- Variety of glass and rail finish options

FSW-G


- Frameless folding sliding wall system ideal for straight-line openings
- Perpendicular folding and stacking
- Fixed lead panel for egress
- Continuously hinged for quick and efficient set-up
- Continuous, transparent surface without any vertical trim
- No floor track
- Variety of glass and rail finish options



COMPACTLINE® GIVES SLIDING PARTITIONS THE PROFILE THEY NEED

By providing large glazed areas with distinctively curved transitions from top to bottom, the Compactline® arc adds harmony to the overall appearance. The convertible panel pass door closer is also integrated as a concealed unit for the ultimate aesthetic perfection.

- Straight-line, angled, or segmented configurations
- No visual interruptions due to continuous glass frontage
- Full wall panels with corner and angled panel layout
- Single and double pass doors available
- All working parts are integrated into the profiles creating a seamless look
- Lightweight for ease of operation





IMMERSE YOUR SPACE IN LIGHT WITH HSW-GP SYSTEMS

The characteristic features of HSW-GP systems are the single-point fixings of the glass panels in combination with a conventional track rail profile. The design, featuring a high-grade stainless steel finish and distinctive flush-mounted attachments, coordinates perfectly with contemporary architecture.



- Provide openness with transparency
- Enhance your functionality
- Ideal solutions for banks, shopping malls, galleries, and more
- Glass designs can be incorporated to provide a tailored look
- 1-year warranty



GLASS WALL SYSTEMS

SUSPENSION SYSTEM OPTIONS

G-330 **TRACK & TROLLEY SYSTEM**

- 2-year system warranty
- Aesthetic aluminum track
- Switch & Curve® technology facilitating effortless panel set-up
- All-steel trolley body
- Ball bearing wheel assembly
- Vinyl trolley wheels
- Smooth and quiet operation



MODERNFOLD GLASS WALL SYSTEMS

PRODUCT COMPARISON

	PureView®	PureView® Plus	PureView FSW-C	PureView FSW-G	Compactline®	HSW-GP
Configuration	Single Panel Paired Panel	Single Panel Paired Panel	Continuously Hinged with Center Stack	Continuously Hinged with Offset Stack	Single Panel	Single Panel
Horizontal Rail	105 mm Square Top Rail 105 mm Square Bottom Rail	105 mm Square Top Rail with Carrier Profile 254 mm Square Bottom Rail	105 mm Square Top Rail 105 mm Square Bottom Rail	105 mm Square Top Rail 105 mm Square Bottom Rail	120 mm Contoured Rail	Patch Fittings
Vertical Rail	Optional with Singal Panel	Optional with Singal Panel	N/A	N/A	Optional	N/A
Track System	G-330	G-330	G-330	G-330	G-330	G-330
STC	37, 35, 33, 15	37, 35, 33, 15	15	15	26, 15	15
Max Height	12'	12'	10'	10'	12'	10'
Max Weight	330 lbs.	330 lbs.	176 lbs.	176 lbs.	300 lbs.	220 lbs.
Egress	Pivot Panel	Pass Door & Pivot Panel	Pivot Panel	Pivot Panel	Pass Door & Pivot Panel	N/A



215 West New Road
Greenfield, IN 46140

Tel: 800-869-9685

Email: info@modernfold.com
Website: www.modernfold.com